







Box 1

				1.	2.	3.
TSA011279			1. [1] RIHANE Youcef		6-1, 6-2	6-1, 6-0
			2. [13] ZAKARIA BEN B	1-6, 2-6		6-1, 6-1
			3. AYOOLA MICHAEL	1-6, 0-6	1-6, 1-6	




Standings	Points	Wins	Losses	Sets	Games
1. [1] Youcef RIHANE	2	2	0	4 - 0 (100%)	24 - 4 (85.71%)
2. [13] BEN B ZAKARIA	1	1	1	2 - 2 (50%)	15 - 14 (51.72%)
3. MICHAEL AYOOLA	0	0	2	0 - 4 (0%)	3 - 24 (11.11%)

Box 2

				1.	2.	3.
TSA011256	GC		1. [2] MORGAN Charl		6-1, 6-2	4-6, 3-6
			2. [10] TALEB ABOU	1-6, 2-6		4-6, 6-7(4)
			3. COULIBALY WILFRIED	6-4, 6-3	6-4, 7-6(4)	




Standings	Points	Wins	Losses	Sets	Games
1. WILFRIED COULIBALY	2	2	0	4 - 0 (100%)	25 - 17 (59.52%)
2. [2] Charl MORGAN	1	1	1	2 - 2 (50%)	19 - 15 (55.88%)
3. [10] ABOU TALEB	0	0	2	0 - 4 (0%)	13 - 25 (34.21%)

Box 3

				1.	2.	3.
			1. [3] EL MESBAHI Soufiane		6-0, 6-2	6-1, 6-0
			2. [12] OSEWA Mickael	0-6, 2-6		6-2, 6-2
			3. SHAH KEEAN	1-6, 0-6	2-6, 2-6	




Standings	Points	Wins	Losses	Sets	Games
1. [3] Soufiane EL MESBAHI	2	2	0	4 - 0 (100%)	24 - 3 (88.89%)
2. [12] Mickael OSEWA	1	1	1	2 - 2 (50%)	14 - 16 (46.67%)
3. KEEAN SHAH	0	0	2	0 - 4 (0%)	5 - 24 (17.24%)

Box 4

				1.	2.	3.
TSA011328	WP		1. [4] MALAN Pierre		6-1, 3-6, 6-1	6-1, 6-1
			2. [15] FOK KOW Christopher	1-6, 6-3, 1-6		Opponent Ret.
			3. OKANTEY RENIGARD	1-6, 1-6	Ret.	





Standings	Points	Wins	Losses	Sets	Games
1. [4] Pierre MALAN	2	2	0	4 - 1 (80%)	27 - 10 (72.97%)
2. [15] Christopher FOK KOW	1	1	1	3 - 2 (60%)	20 - 15 (57.14%)
3. RENIGARD OKANTEY	0	0	2	0 - 4 (0%)	2 - 24 (7.69%)

Box 5

				1.	2.	3.
			1. [5] FARES ZAKARIA		6-7(5), 6-2, 6-3	6-1, 6-3
			2. [9] LAGO Cyrille	7-6(5), 2-6, 3-6		4-6, 4-6
			3. VAN SCHALKWYK Codie Schalk	1-6, 3-6	6-4, 6-4	




Standings	Points	Wins	Losses	Sets	Games
1. [5] ZAKARIA FARES	2	2	0	4 - 1 (80%)	30 - 16 (65.22%)
2. Codie Schalk VAN SCHALKWYK	1	1	1	2 - 2 (50%)	16 - 20 (44.44%)
3. [9] Cyrille LAGO	0	0	2	1 - 4 (20%)	20 - 30 (40%)

Box 6

				1.	2.	3.	4.
TSA021393	GC		1. [6] MONTSI Khololwam		6-3, 3-6, 6-3	6-2, 6-2	3-6, 3-6
			2. [11] HELALI Aziz	3-6, 6-3, 3-6		6-2, 6-4	3-6, 6-7(3)
			3. RAHIM Mohamed Racim	2-6, 2-6	2-6, 4-6		6-3, 2-6, 2-6
			4. LAPORTE Damien	6-3, 6-3	6-3, 7-6(3)	3-6, 6-2, 6-2	





Standings	Points	Wins	Losses	Sets	Games
1. Damien LAPORTE	3	3	0	6 - 1 (85.71%)	40 - 25 (61.54%)
2. [6] Khololwam MONTSI	2	2	1	4 - 3 (57.14%)	33 - 28 (54.1%)
3. [11] Aziz HELALI	1	1	2	3 - 4 (42.86%)	33 - 34 (49.25%)
4. Mohamed Racim RAHIM	0	0	3	1 - 6 (14.29%)	20 - 39 (33.9%)

Box 7

				1.	2.	3.	4.
			1. [7] KLOPPER joubert		6-3, 6-2	6-0, 6-0	6-1, 6-2
	Nairobi		2. [14] NJOGU Albert	3-6, 2-6		6-1, 6-3	6-2, 6-7(2), 6-2
TSA010225			3. HOLMES Thato	0-6, 0-6	1-6, 3-6		3-6, 2-6
TSA011406	GC		4. NCUBE Thabo	1-6, 2-6	2-6, 7-6(2), 2-6	6-3, 6-2	

Standings	Points	Wins	Losses	Sets	Games
1. [7] joubert KLOPPER	3	3	0	6 - 0 (100%)	36 - 8 (81.82%)
2. [14] Albert NJOGU	2	2	1	4 - 3 (57.14%)	35 - 27 (56.45%)
3. Thabo NCUBE	1	1	2	3 - 4 (42.86%)	26 - 35 (42.62%)
4. Thato HOLMES	0	0	3	0 - 6 (0%)	9 - 36 (20%)

Box 8

				1.	2.	3.	4.
			1. [8] SAADI ISMAIL		6-2, 6-2	6-2, 6-2	6-1, 6-3
			2. [16] JADOUN NICOLAS	2-6, 2-6		6-2, 6-2	4-6, 7-6(5), 3-6
			3. KWIRIRIA ANESU	2-6, 2-6	2-6, 2-6		3-6, 3-6
TSA020927			4. ESPITALIER NOEL Jason	1-6, 3-6	6-4, 6-7(5), 6-3	6-3, 6-3	

Standings	Points	Wins	Losses	Sets	Games
1. [8] ISMAIL SAADI	3	3	0	6 - 0 (100%)	36 - 12 (75%)
2. Jason ESPITALIER NOEL	2	2	1	4 - 3 (57.14%)	34 - 32 (51.52%)
3. [16] NICOLAS JADOUN	1	1	2	3 - 4 (42.86%)	30 - 34 (46.88%)
4. ANESU KWIRIRIA	0	0	3	0 - 6 (0%)	14 - 36 (28%)